

Vital Stats

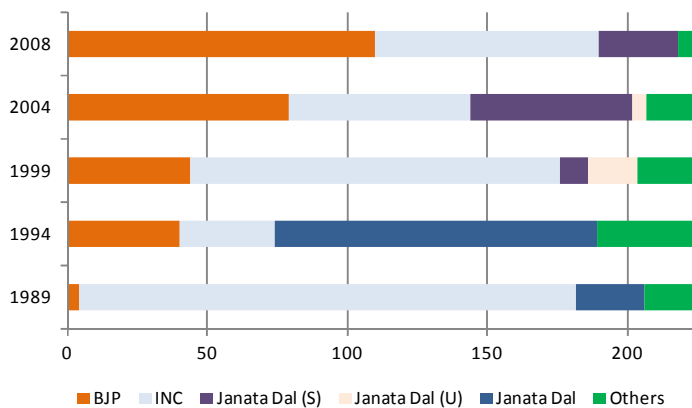
Assembly Elections 2013 - Karnataka

The elections to the 14th Legislative Assembly for Karnataka is set to take place on the 5th of May 2013. The term of the current Karnataka Legislative Assembly commenced in May 2008, during which it held a total of 154 sittings.

Here, we take a look at the electoral trends in Karnataka over the past 24 years and some indicators of the functioning of the current Assembly.

The BJP has steadily increased its share of seats in the last four elections

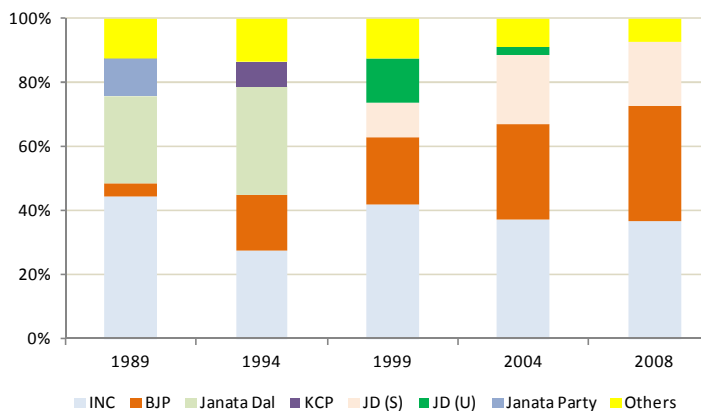
Party wise performance in Assembly Elections



- The Bharatiya Janata Party (BJP) has steadily won more seats in the Karnataka Assembly since 1994. In the current Assembly, 110 of the 224 seats are held by the party.
- In 1989, the Indian National Congress (INC) had a comprehensive majority with 178 seats (79 per cent of seats)
- In 1994, the Janata Dal (JD) emerged as the largest party with 115 seats. The INC was the third largest party with 34 seats.
- The BJP registered major gains in 2004, improving their tally of 44 seats in 1999 to 79 seats. The 2008 elections saw the largest victory for the party with 110 seats.

But the INC retained the largest vote share, except in 1994

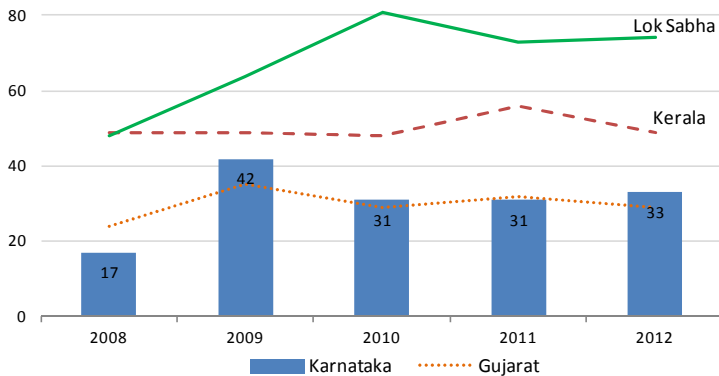
Percentage vote share



- Vote share is the share of the number of valid votes polled in the state.
- The BJP improved its vote share from 4 per cent in 1989, to 17 per cent in 1994.
- In the same period, the share of votes for INC fell from 44 per cent to 27 per cent.
- In 1994, BJP and INC together garnered 44 per cent of the votes polled. In 2008, they increased their share to 69 per cent.
- The Janata Dal had the highest vote share in 1994 (33 per cent); in 2008, the JD(S), which was formed in 1999, garnered a vote share of 19 per cent.

During the period 2008-12, the current Assembly sat for an average of 31 days per year

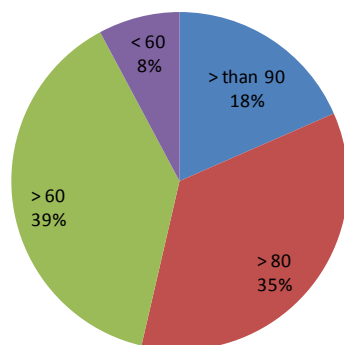
Days of Sitting of the Karnataka Legislative Assembly



- The Constitution does not mandate a minimum number of days of sitting for the Assembly, it only mandates that a session be held every six months
- Over the last five years, the Assembly sat for an average of 31 days a year. In the same period, the Lok Sabha sat for an average of 68 days.
- The Assembly usually sits for four sessions each year.

The average attendance of the 13th Assembly was 79 per cent

Attendance distribution for the 13th Assembly



- Of the 179 Members whose Attendance was recorded, 33 (19 per cent) had an attendance of more 90 per cent.
- 96 Members (54 per cent) had an attendance over 80 per cent.
- Only 14 Members (eight per cent) had attendance of less than 60 per cent.

*Ministers, Whips, Speaker and Leader of Opposition not included

Note:

All data has been obtained from the Election Commission of India website <http://www.eci.nic.in/> and RTI information from the Karnataka Assembly

DISCLAIMER: This document is being furnished to you for your information. You may choose to reproduce or redistribute this report for non-commercial purposes in part or in full to any other person with due acknowledgement of PRS Legislative Research ("PRS"). The opinions expressed herein are entirely those of the author(s). PRS makes every effort to use reliable and comprehensive information, but PRS does not represent that the contents of the report are accurate or complete. PRS is an independent, not-for-profit group. This document has been prepared without regard to the objectives or opinions of those who may receive it.